

Summary Analysis - August 2017

Electricity Supply Monitoring Initiative (ESMI) is a program being implemented by Prayas (Energy Group). It aims to improve transparency and provide evidence based feedback about the quality of electricity supply. Under ESMI, specially designed, mobile data enabled monitors are being deployed at each location and supply quality data is published daily at watchyourpower.org. ESMI was selected as a finalist for Google Impact Challenge, India, 2013, given to NGOs using technology for social impact. It was launched in March 2015 and currently covers over 55 districts across India.

This report presents a summary analysis of supply quality data from 187 locations (50 Rural and 137 Urban) for August 2017. This analysis covers three main parameters of supply quality: i) no supply hours, ii) number of interruptions, and, iii) evening hours of supply. The analysis is carried out for mega cities, other cities and rural areas. See notes at the end for more details and explanation.

In August 2017

58%

ESMI locations experienced outages for more than 15 hours

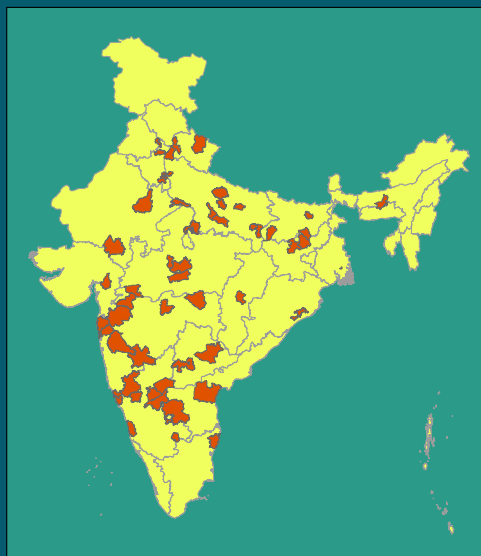
33%

ESMI locations experienced more than 30 interruptions, each greater than 15 min

21%

ESMI locations experienced average daily outage of 30 min or more during evening hours

Map showing current ESMI expanse at district level



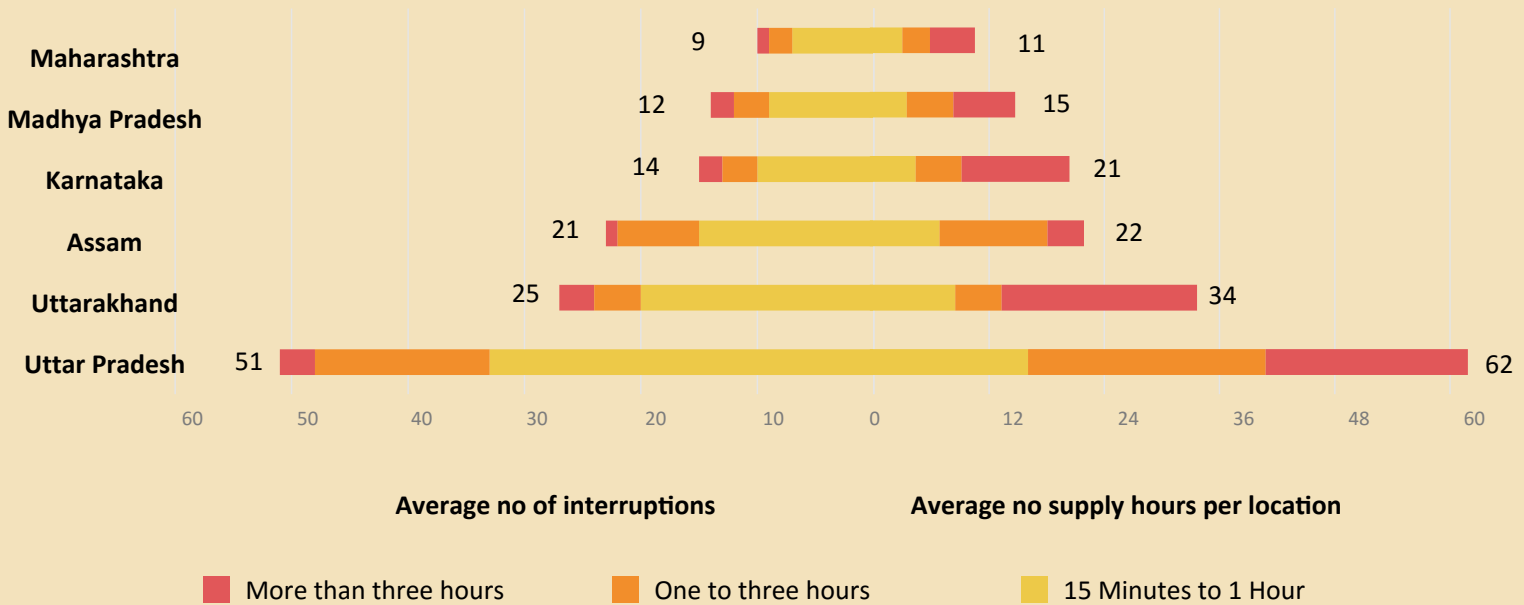
Supply Quality in Mega Cities - August 2017

Average number of interruptions per location

Megacity	ESMI locations	Short - 15 Minutes to 1 Hour	Long - 1 hour and more	Average no supply hours per location
Pune	6	4	2	6
Hyderabad	7	7	3	8
Kanpur	5	23	8	30
Bengaluru	5	13	7	31

ID: AVGMC170801

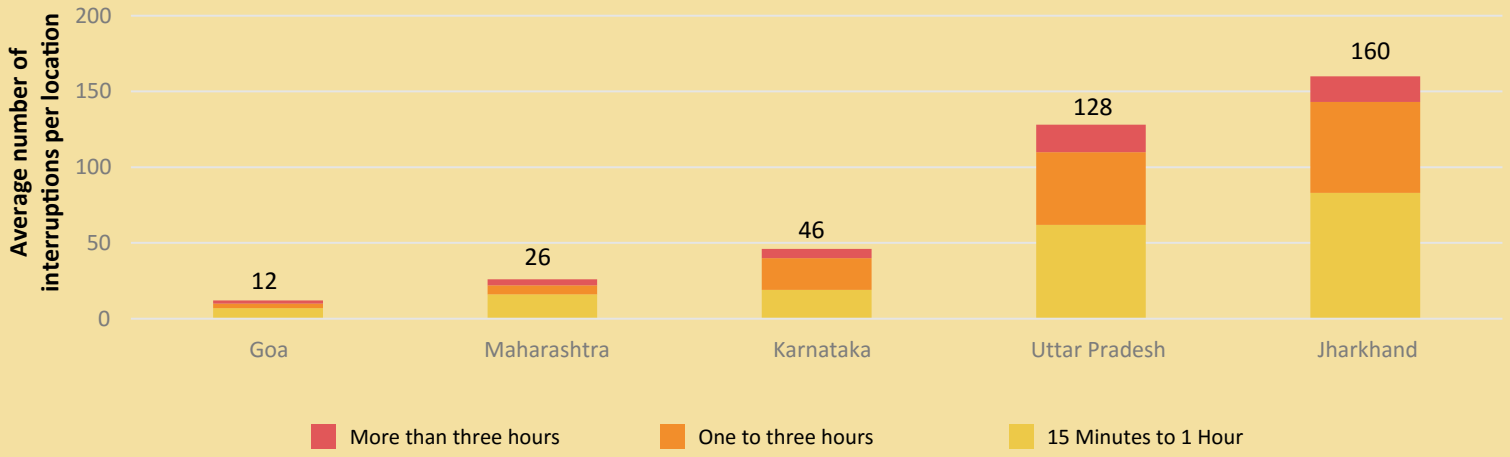
Supply Quality in Other Cities - August 2017



State	Towns covered	ESMI locations
Maharashtra	12	28
Madhya Pradesh	3	12
Karnataka	3	7
Assam	1	8
Uttarakhand	3	4
Uttar Pradesh	4	6
Uttar Pradesh	9	20

ID: AVGOMC170802

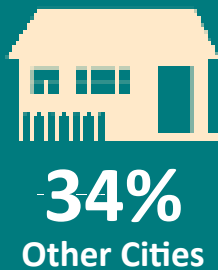
Supply Quality in Rural Areas - August 2017



	Goa	Maharashtra	Karnataka	Uttar Pradesh	Jharkhand
ESMI locations	5	10	6	13	4
Average no supply hours per location	24	41	84	215	252

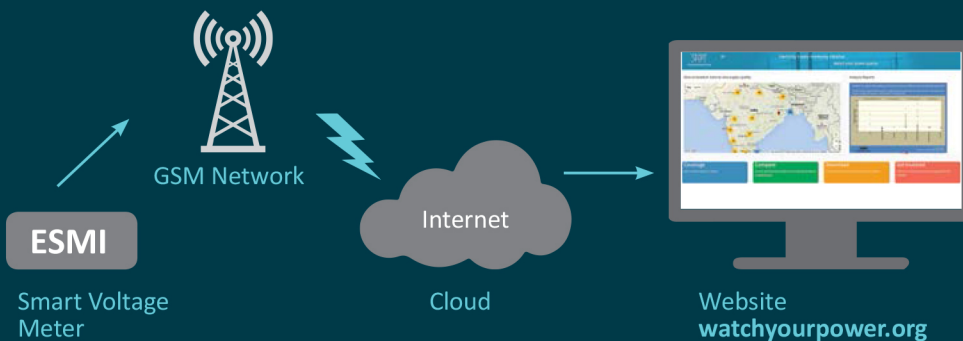
ID: AVGGP170803

ESMI Locations Receiving Entire Six Hours Of Evening Supply



Evening supply hours considered is between 5 p.m. to 11 p.m. and this analysis ignores upto 2 hours of total evening supply interruptions during the month.

ID: AVGEHS170804



Electricity Supply Monitoring Initiative

www.watchyourpower.org
esmi@prayaspune.org

Notes:

- Analysis in this report covers locations with more than 90% data availability during the month
- Urban locations are State Capitals, District Headquarters and Other Municipal Areas.
- Mega Cities are urban locations as defined by Central Electricity Authority (typically with population more than 20 lakh)
- Other cities are urban locations that are not mega cities
- Rural areas are those governed by Gram Panchayats (village councils)
- Agricultural locations covered under ESMI are excluded from this analysis
- Analysis, except evening hours of supply, consider interruptions of more than 15 minutes.



www.prayaspune.org/peg